

# Family Planning Needs during the First Two Years Postpartum in Mozambique

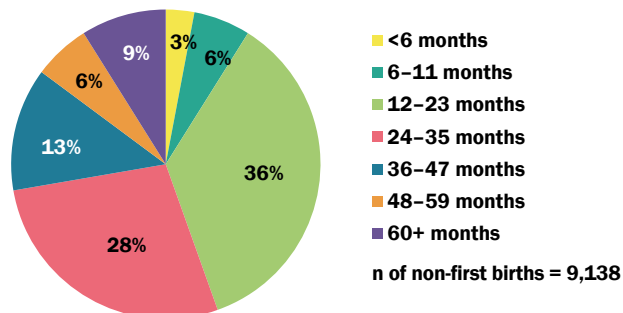
This analysis is based on the 2011 Demographic and Health Survey (DHS) data from Mozambique. It summarizes key findings related to birth and pregnancy spacing, fertility return, unmet need for and use of family planning (FP), and contact with key services for women during the period from the last birth through two years postpartum.

Because research findings demonstrate improved perinatal outcomes for infants born 36–59 months after a preceding birth, experts made recommendations to a World Health Organization (WHO) Technical Committee to advise *an interval of at least 24 months before couples attempt to become pregnant* in order to reduce the risk of adverse maternal, perinatal and infant outcomes.<sup>1</sup> In addition, rigorous analyses have found that interpregnancy (birth-to-pregnancy) intervals that are too short are associated with adverse pregnancy outcomes, increased morbidity in pregnancy, and increased infant and child mortality.<sup>2,3</sup>

## PREGNANCY SPACING IN MOZAMBIQUE

**Figure 1** presents data from women experiencing births in the past five years. In this analysis, only women with pregnancies that resulted in a live birth are included, and the pregnancy duration is calculated at nine months. Of these pregnancies, 3% occur within very short intervals of less than six months, 6% within short intervals of less than 12 months, and another 36% within intervals of 12–23 months. Thus, almost half (45%) of pregnancies in Mozambique occur before the recommended interpregnancy interval of at least 24 months.

**Figure 1: Interpregnancy spacing among all women aged 15–49, all non-first births in the last five years**



Strikingly, the 2011 Mozambique DHS data demonstrate a sharp decrease in infant and childhood mortality rates as the length of the interpregnancy interval increases. Infant mortality decreases by more than two-thirds, from 139/1,000 for infants born with interpregnancy intervals <15 months, to 43/1,000 for infants born with interpregnancy intervals between 27 and 38 months. Similarly, much higher rates of under-five mortality are evidenced

<sup>1</sup> World Health Organization. Report of a WHO Technical Consultation on Birth Spacing, Geneva, Switzerland, 13–15 June 2005.

<sup>2</sup> Rutstein SO. Further evidence of the effects of preceding birth intervals on neonatal, infant, and under-five-years mortality and nutritional status in developing countries: Evidence from the Demographic and Health Surveys. *DHS Working Papers, Demographic and Health Research* (41). September 2008.

<sup>3</sup> Kozuki N, Lee AC, Silveira MF, et al. The associations of birth intervals with small-for-gestational-age, preterm, and neonatal and infant mortality: A meta-analysis. *BMC Public Health*. 2013 ; 13(Suppl 3):S3.

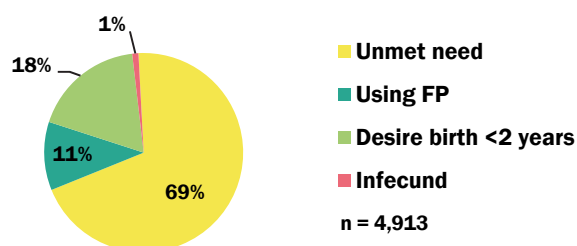
for children born with interpregnancy intervals of less than 15 months (201/1,000) compared with children born with interpregnancy intervals between 27 and 38 months (69/1,000).

## PROSPECTIVE UNMET NEED FOR FAMILY PLANNING

Data from 4,913 women within two years of having given birth were used to examine unmet need, as illustrated below in **Figure 2**. In this analysis, unmet need for FP is defined prospectively<sup>4</sup> based on the woman’s desired timing for her next pregnancy, if any, and her current use of contraception. Prospective unmet need based on fertility preferences looking forward is most likely to predict a woman’s need for FP in the extended postpartum period.

Among Mozambican women within two years postpartum, 69% have an unmet need for FP; 11% are using a method of FP; and 18% of women desire another pregnancy within two years. Contraceptive use is higher among urban postpartum women (21%) than rural ones (7%).

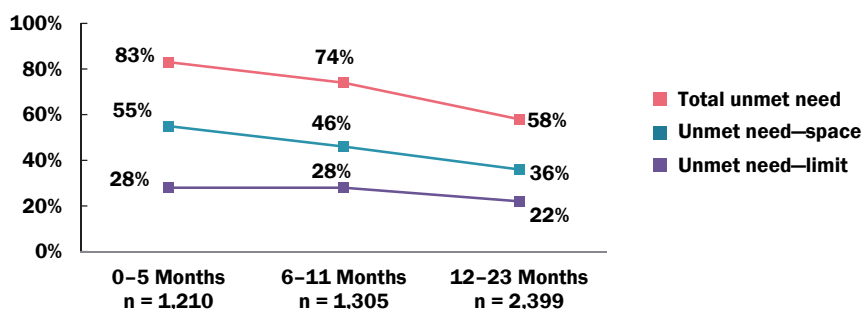
**Figure 2: Prospective unmet need for FP among women within 0–23 months postpartum**



## UNMET NEED FOR SPACING AND LIMITING

**Figure 3** demonstrates the prospective unmet need for FP by women’s desires for spacing and limiting births through two years postpartum. Total unmet need decreases as the number of months post-delivery increases. Among women 0–5 months postpartum, overall unmet need is 83%. Overall unmet need decreases to 74% among women 6–11 months postpartum, and then decreases further to 58% among women 12–23 months postpartum. With regard to women’s fertility desires within total unmet need, the levels of unmet need for limiting decrease slightly throughout the two-year postpartum period, from 28% (0–5 months and 6–11 months) to 22% (12–23 months). The unmet need for spacing decreases over this same period, going from 55% (0–5 months) to 46% (6–11 months) to 36% (12–23 months).

**Figure 3: Prospective unmet need across postpartum periods**



## RETURN TO FERTILITY AND RISK OF PREGNANCY

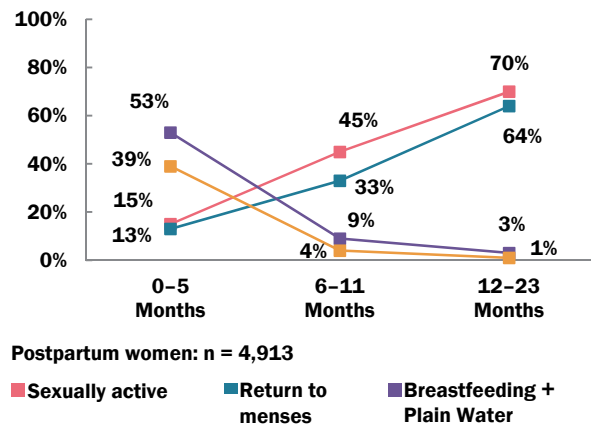
The figures on the following page illustrate key factors related to return to fertility and risk of pregnancy. **Figure 4** shows that among all women 0–23 months postpartum, 15% of women are

<sup>4</sup> The definition for prospective unmet need is based on the DHS question: “Would you like your next child within the next two years or would you like no more children?”

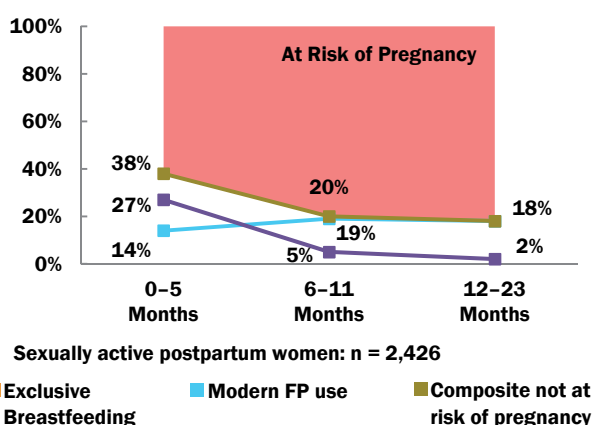
sexually active during the first six months postpartum and 13% have experienced menses return during the same period. By the second year postpartum, 70% of women are sexually active and 64% have seen menses return. Two out of five women 0-5 months postpartum (39%) breastfeed their infants exclusively.

**Figure 5** looks at the subset of sexually active women during the same period and illustrates how risk of pregnancy increases over time during the two years postpartum. During the first six months postpartum, 62% of sexually active women are at risk of pregnancy. This risk increases to 80% of women 6-11 months postpartum, and then rises slightly more to 82% of women 12-23 months postpartum.<sup>5</sup>

**Figure 4: Factors influencing return to fertility among all women 0-23 months postpartum**



**Figure 5: Risk of pregnancy among sexually active women 0-23 months postpartum**




## METHOD MIX FOR POSTPARTUM FAMILY PLANNING USERS

Among the 544 postpartum family planning users, the largest proportion use the pill (42%), followed by injectables (39%), condoms (12%), the lactational amenorrhea method (3%), IUDs (1%), implants (1%), and female sterilization (1%). The remaining 2% use traditional methods (withdrawal and periodic abstinence).

**Figure 6** shows the method mix among postpartum women by their reproductive intentions. Among women who are using FP to limit, 95% are using short-acting or traditional methods, while only 4% are using long-acting or permanent methods, such as female sterilization (2%) and IUDs (2%). For women intending to space, the mix is also dominated by short-acting methods. Of note is the use of the pill by nearly half (46%) of postpartum women using FP to space.

**Figure 6: FP method use among women 0-23 months postpartum according to their intention to limit or space**

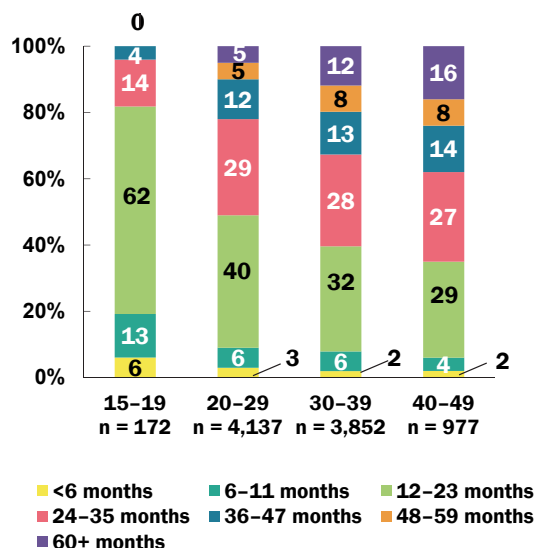


<sup>5</sup> The composite not-at-risk calculation includes: (1) women 0-5 months postpartum who are exclusively breastfeeding, or providing breastmilk and plain water only, or are using a modern FP method; (2) women 6-11 months postpartum who are exclusively breastfeeding and menses have not returned, or providing breastmilk and plain water only and menses have not returned, or are using a modern FP method; (3) women 12-23 months postpartum who are using a modern FP method.

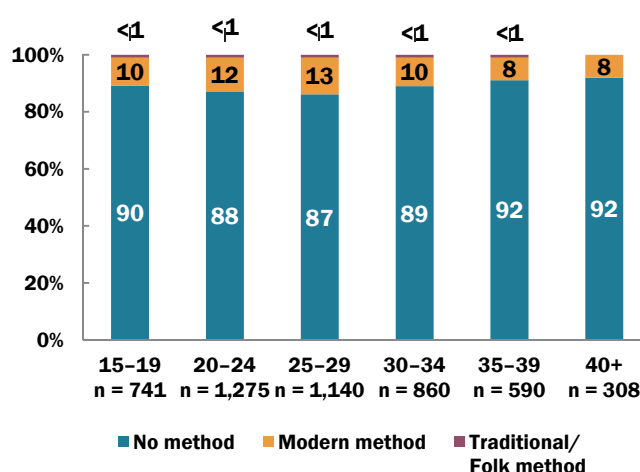
## INTERPREGNANCY INTERVALS AND CONTRACEPTIVE USE BY AGE

According to the 2011 DHS data, a large majority (81%) of non-first births to young women age 15–19 occur within an interpregnancy interval of less than 24 months, with almost two-thirds of births (62%) occurring in the second year postpartum. **Figure 7** shows a trend towards longer, healthier intervals with age. **Figure 8** shows that the youngest and most vulnerable mothers use postpartum contraception at rates similar to their older peers.

**Figure 7: Interpregnancy intervals according to women's age**



**Figure 8: Uptake of FP during the postpartum period by women's age**



## CONCLUSION

Almost half (45%) of all non-first births in Mozambique are spaced at less than the recommended 24-month interpregnancy interval, putting women and their infants at increased risk for poor maternal and perinatal outcomes. In developing countries, if all women waited 24 months after a birth before having another child, infant deaths (<1 year) would decrease by 10%, and child deaths (ages 1–4 years) would fall by 21%.<sup>6</sup> This analysis demonstrates that women in Mozambique have a significant unmet need for FP during the two years after a birth. Total unmet need decreases during this period (from 83% to 58%), in part due to the higher proportion of women starting contraception as time elapses after a birth.

In Mozambique, risk of pregnancy increases over time during the entire two years postpartum. While 62% of sexually active women are at risk of pregnancy during the first six months postpartum, this risk increases to 80% among women 6–11 months postpartum, and then to 82% among women 12–23 months postpartum. Though sexual activity is low in the first six months after birth, by the second year postpartum nearly three-quarters (70%) of women are sexually active, amplifying the number of women at risk of pregnancy during this period.

Method mix among women in Mozambique relies almost exclusively on short-acting methods, with 42% of postpartum women relying on the pill, 39% using injectables, and only 3% using long-acting or permanent methods (implants, IUDs, and female sterilization). Yet, 1 in 4 postpartum women have an unmet need to limit future pregnancies (28% among women 0–5 months postpartum and 22% among women 12–23 months postpartum). Increased postpartum

<sup>6</sup> Cleland J, Conde-Agudelo A, Peterson H, Ross J, Tsui A. Contraception and health. *The Lancet*. 2012 ; 380(9837):149-156.

use of long-acting methods of FP would improve women's ability to achieve both spacing and limiting fertility desires.

Young women, especially those less than 20 years of age, have the greatest proportion of births occurring with short interpregnancy intervals of less than 24 months. With four of five (81%) of non-first births to women 15–19 occurring with an interpregnancy interval of 0–23 months, these findings suggest that special attention is needed to help the youngest mothers make decisions with respect to healthy child-bearing. Given that one in five women indicate desiring another pregnancy within two years, efforts to raise awareness about healthy timing and spacing of pregnancies is particularly important in Mozambique. **Program evidence indicates that offering postpartum family planning (PPFP) counseling during antenatal care and offering PPFP services during all maternal and child health contacts, can be effective for increasing awareness of, demand for and use of FP in this critical period.**

This report was made possible by the generous support of the American people through the United States Agency for International Development (USAID), under the terms of the Leader with Associates Cooperative Agreement GHS-A-00-08-00002-00 and Cooperative Agreement AID-OAA-A-14-00028. The contents are the responsibility of The Maternal and Child Health Integrated Program (MCHIP) and The Maternal and Child Survival Program (MCSP), and do not necessarily reflect the views of USAID or the United States Government.

**MCSP**

1776 Massachusetts Avenue NW, Suite 300,  
Washington, DC 20036  
tel: 202.835.3100

Koki Agarwal, Director, [kagarwal@mcsprogram.org](mailto:kagarwal@mcsprogram.org);  
Anita Gibson, Deputy Director, [agibson@mcsprogram.org](mailto:agibson@mcsprogram.org);  
Anne Pfitzer, FP Team Leader, [apfitzer@mcsprogram.org](mailto:apfitzer@mcsprogram.org)

**USAID**

1300 Pennsylvania Avenue,  
Washington, DC 20523  
tel: 202.712.4564

Nahed Matta, AOTR, [nmatta@usaid.gov](mailto:nmatta@usaid.gov);  
Malia Boggs, Alternate AOTR, [mboggs@usaid.gov](mailto:mboggs@usaid.gov)

[www.mcsprogram.org](http://www.mcsprogram.org)