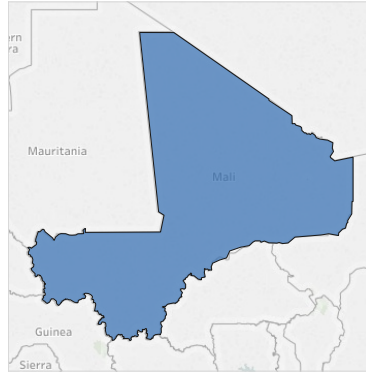


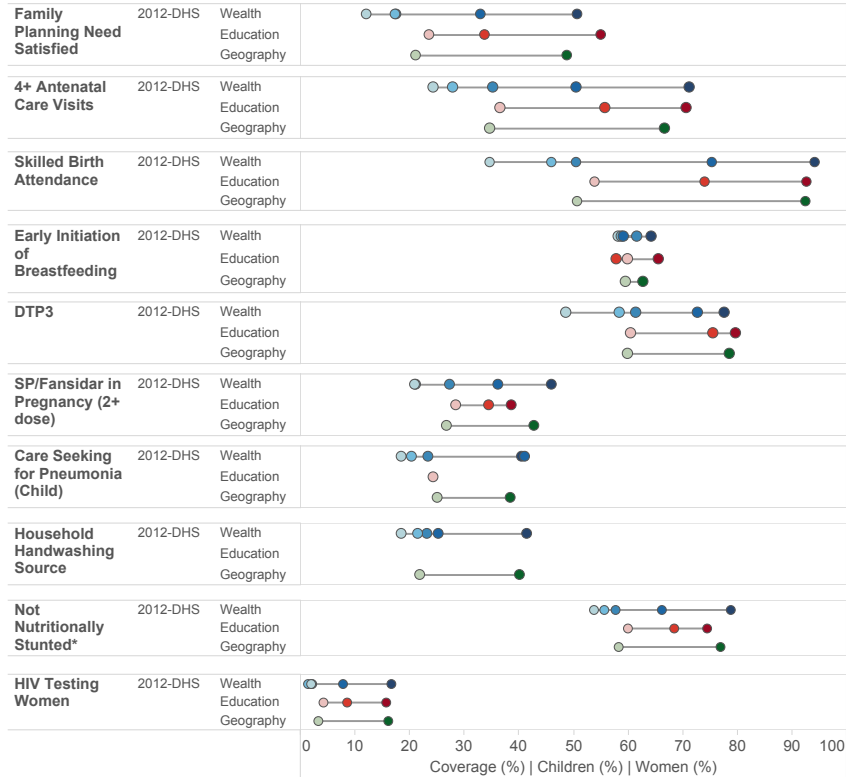
Mali

This profile presents an overview of the current equity in the coverage of key reproductive, maternal, and child health interventions in Mali. Equity in coverage has been presented across wealth quintiles, education level, and rural versus urban residence. Changes in equity by wealth over time are also presented to highlight improvements or challenges in improving disparities in coverage or progress against a given indicator.

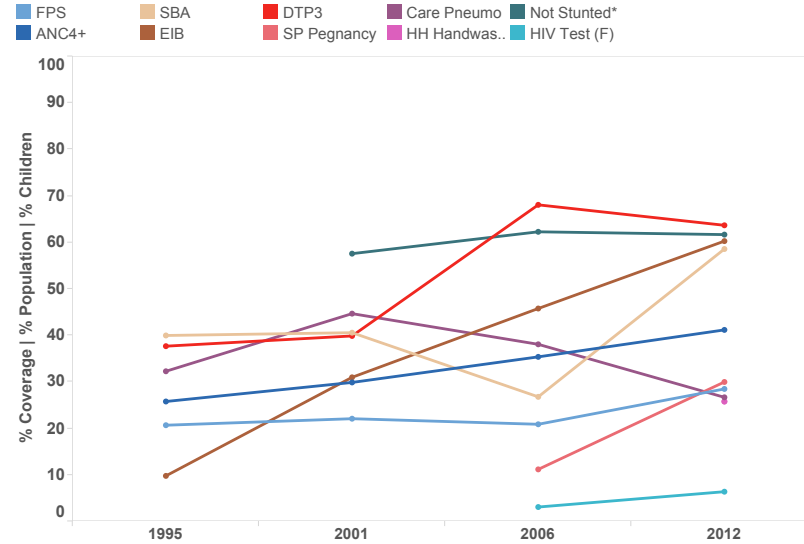


Coverage Disparities for Key RMNCH Indicators

■ Wealth Q1-Low ■ Wealth Q2 ■ Wealth Q3 ■ Wealth Q4 ■ Wealth Q5-High
■ Edu: None ■ Edu: Primary ■ Edu: Secondary ■ Geo: Urban ■ Geo: Rural

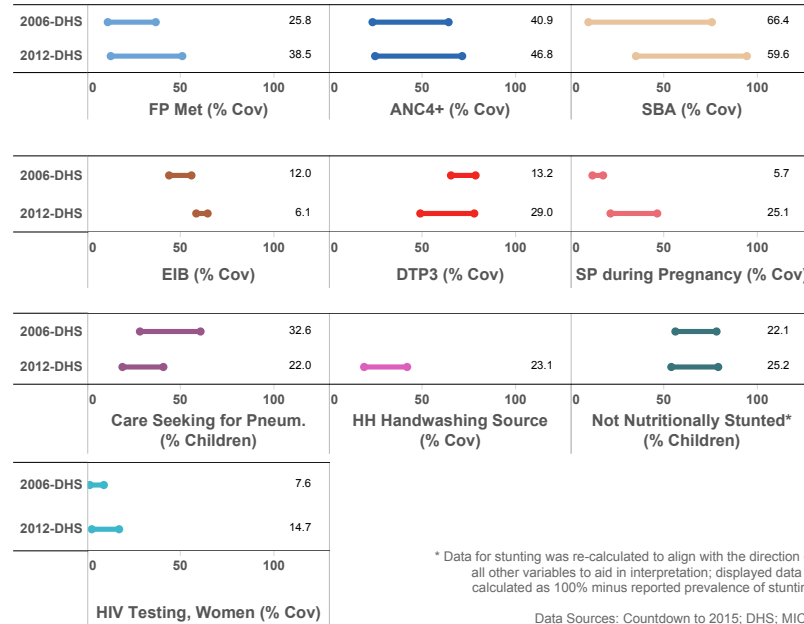


Trends in RMNCH Indicators over Time



Changes in Coverage Disparities by Wealth Quintile over Time

(Q5-Q1 coverage disparity reported as text labels; "0.0" reported difference implies full quintile data was not available)



* Data for stunting was re-calculated to align with the direction of all other variables to aid in interpretation; displayed data is calculated as 100% minus reported prevalence of stunting

Data Sources: Countdown to 2015; DHS; MICS
Note: Blank box implies data was unavailable